



## Fundraising Guide

# Fundraising Guide

The WorldStrides Fundraising Guide is part of our effort to help you bring learning to life for your students. Gleaned from WorldStrides employees and teachers, the following guide provides suggestions for useful fundraising campaigns to help raise money for travel that changes students' lives. While it is possible that not all will apply to your group, each has been helpful to someone in the past. We hope you find one, or two, or ten, that will help your group succeed!



## 3 Keys to Successful Fundraising

- 1. Get the word out:** Advertising is the most crucial aspect to holding a successful fundraiser. The key is to start all advertising at least four weeks prior to the event. Employ several different mediums by which to advertise. At school, post flyers all around school and put announcements on the school PA system and in the school newspaper. Spread the word around the community, at the YMCA, churches, community centers, grocery stores, coffee shops, via word of mouth and networking, and, where possible, purchase ads on Facebook! Any signs for the fundraiser should always have the date, time, location, and reason for the event. On the day of the event, make sure you have plenty of signs and volunteers ready to provide directions and answer questions.
- 2. Ask for help:** Delegating the planning and preparation to a student and/or committed parent frees more time for you to plan the next fundraiser and focus on the trip. It also makes group members feel that they have a larger role in the planning of the tour. As an added bonus, taking this leadership role looks fantastic on a college resume and bodes well for future employment.
- 3. Save money on costs:** Be savvy! Ask for as much product as possible to be donated, i.e. paper supplies, t-shirts, sponges, candy, carnations, and more! In any situation where admission is charged, or hourly wages are earned, check local wages and pricing to charge the correct entry fees, rates, and food pricing.

Our best advice is to be flexible and creative with your fundraising choices. And most of all – enjoy! Look at all these opportunities as fun activities to get you, your participants, and the community involved in an amazing experience!

# WorldStrides Fundraising Guide

## Table of Contents



### PERFORMING P1

High School Musical or Talent Show!  
Gig Around Town  
Concert Night  
Rehearse-a-Thon  
Singing Valentines

### SALES P2

Babysitting, Dog Walking, Snow Shoveling,  
Taxi Driver  
Work Auction: Students Sell Work Hours  
The Dropoff Café  
Concession Stand  
Tupperware 2000...  
Tutor & Mentor Program  
Hollywood Stars!  
Buy Bulk: Costco, Sam's Club, BJ's and More!  
Magazine Sales  
Recreate a Chair  
T-Shirts  
Coloring Books and Puzzles for Elementary  
Students  
Create a Recipe Book, Compile & Sell  
VIP Seating and Parking  
Shh!! Silent Auction or a Very Loud One!  
Wanna Get Away?  
Heard of Girl Scouts? Now there's Student  
Scouts  
Betty Crocker: The Traditional Bake Sale  
Dinner on the Go

### EVENTS P7

School Dance  
School Fair  
Celebrity Dine or Debate!  
Are you Smarter than a 5th Grader?  
Kids Night: Treat Parents to an Affordable and  
Fun Child Care Option  
Tournament of Champions: Teachers vs.

Students or  
Parents vs. Teachers  
Flea Market  
Car Wash  
Flipping Pancakes!  
Road Race, Running Event, or Walk: Getting  
the Community Active and Involved!  
Destination Dinner  
Gather Donations and Raffle Them!  
Barnes and Noble Fundraising  
High School Sleepover!  
Work-a-Thon in your Community  
50/50  
Free Trip Raffle  
Thanks Mom and Pop

### HOLIDAYS P16

Stress-Free Holiday Shopping Night  
Start Wrapping  
Holiday Wrapping Paper Sales  
Gift Calendars  
Holiday Cards  
Boo! High School Haunted House  
Cleaning Crew: Halloween  
Carnation Sale

### MISC P14

Ecophones: The Future of Fundraising!  
Bottle & Can Drive  
Pinching Pennies: The Penny Jar  
Go Corporate!

### WORLDSTRIDES P15

TriQuest | A WorldStrides Exclusive  
Gift of Education  
WorldStrides and the Media

### FUNDRAISING WORKBOOK P16



## Performing

### High School Musical or Talent Show!

<b>Initial Operating Cost:</b>	<b>\$0</b>
<b>Planning &amp; Execution Time:</b>	<b>3 hours/week advertising, ticket sales, enroll/organize acts, 6 hours event day(s)</b>
<b>Materials:</b>	<b>Auditorium/theater, flyers, sign up performance sheets</b>
<b>Staff:</b>	<b>Emcee, performance groups, ticket collector, ushers</b>
<b>Expected Earnings:</b>	<b>\$500-\$1,500/night</b>

Does your school have an amazing glee club? Reserve the school auditorium, have talented students, staff, community members and even alumni sign up to perform, and have fun! The show generates lots of interest from the community and school, as staff and students are encouraged to showcase their talents. Create posters that promote performance sign up as well as indicate ticket cost and the event date. Then sit back, relax, laugh and enjoy the night!

### Gig Around Town

<b>Initial Operating Cost:</b>	<b>\$0</b>
<b>Planning &amp; Execution Time:</b>	<b>5 hours/week preparing material, advertising, coordinating with local businesses, 1-2 hours night-of performing</b>
<b>Materials:</b>	<b>Flyers, instruments/stage set-up, transportation vehicle</b>
<b>Staff:</b>	<b>Performing students, adult to represent students when collecting payment, stage crew</b>
<b>Expected Earnings:</b>	<b>\$100-\$300/night</b>

Utilize your talents and take them out into your community – restaurants, fairs, malls, performing arts centers, and more! Seek various performance opportunities that result in either tips or donations to the program.

### Concert Night

<b>Initial Operating Cost:</b>	<b>\$100</b>
<b>Planning &amp; Execution Time:</b>	<b>5-10 hours advertising, selling tickets, coordinating with local businesses, printing programs, 1-2 hours night-of performing</b>
<b>Materials:</b>	<b>Flyers, instruments/amps/stage set-up, programs, tickets</b>
<b>Staff:</b>	<b>Performing ensembles, stage crew, ushers, ticket seller/collector</b>
<b>Expected Earnings:</b>	<b>\$300-\$1,500/night</b>

Your students' talents open up even more fundraising opportunities to your group! Sell tickets to a special concert (holiday or otherwise). Bring in even more money by selling advertising space in your concert programs to parents or local businesses. Ask a restaurant to donate a portion of their profits on the night of your concert; then encourage students' families to go for dinner before the concert or grab dessert after! Alternatively, have the students perform at the restaurant. Families and friends will want to come watch the students perform and eat while they do so!

### Rehearse-a-Thon

<b>Initial Operating Cost:</b>	<b>\$0</b>
<b>Planning &amp; Execution Time:</b>	<b>2 hours/week preparing material, advertising, 1+ hours practicing</b>
<b>Materials:</b>	<b>Flyers, practice venue</b>
<b>Staff:</b>	<b>Performing students, adult to monitor practice time</b>
<b>Expected Earnings:</b>	<b>\$50-\$100</b>

This fundraiser is perfect for performing travelers. Parents, teachers, etc. offer pledges for each hour of practice. This encourages groups to not only raise money for their upcoming trip, but to practice more for their upcoming performances! It's a win-win.

## Performing

### Singing Valentines

<b>Initial Operating Cost:</b>	\$0
<b>Planning &amp; Execution Time:</b>	10-15 hours preparing music, processing requests, getting approval from other teachers/administrators, 1-2 hours day-of performing
<b>Materials:</b>	Flyers, ballots to get requests
<b>Staff:</b>	Performing ensembles (a cappella)
<b>Expected Earnings:</b>	\$100-\$500

What better way to spread the Valentine Spirit than hosting “Singing Valentines.” Establish a list of songs you can perform with a roaming a cappella group. Students pay a small fee to have your performers sing one of the songs from a list the group has prepared. Performers can go from classroom to classroom on Valentine’s Day to sing in front of their peers! This is a great way to get the whole school excited and involved in your fundraising and your upcoming trip.

## Sales

### Babysitting, Dog Walking, Snow Shoveling, Taxi Driver

<b>Initial Operating Cost:</b>	\$0
<b>Planning &amp; Execution Time:</b>	Continuous, 10-20 hours/week (per student basis)
<b>Materials:</b>	Flyers, shovels, rakes, car, leash – items consistent with business model
<b>Staff:</b>	Individual student
<b>Expected Earnings:</b>	\$8-\$15/hour

Working towards paying for the cost to travel abroad teaches students a lot about responsibility, and often makes the tour that much more personally rewarding! Students advertise their business in the community via word of mouth and flyers. Jobs include, but are not limited to: babysitting, dog walking, leaf raking, lawn care, snow shoveling, and more. The taxi system requires organization, but works well helping older citizens run errands, visit friends, and attend appointments. Not only have your students created a solid income towards the cost of their tour, but they have also become entrepreneurs and assets to their community. In addition, students can set up a personal bank account and watch the earnings for their tour grow!

### Work Auction: Students Sell Work Hours

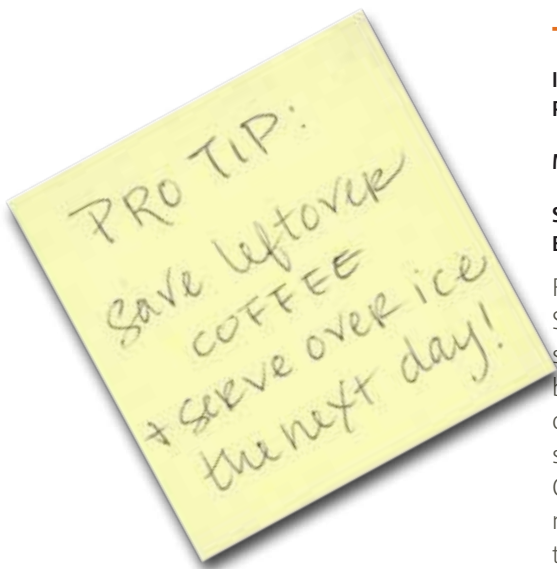
<b>Initial Operating Cost:</b>	\$0
<b>Planning &amp; Execution Time:</b>	5-10 hours/week
<b>Materials:</b>	Work sponsorship sheet hours
<b>Staff:</b>	Individual student
<b>Expected Earnings:</b>	\$100-\$1,000/student (depends on work hours per student)

Does a teacher need help grading or raking leaves? Maybe a house needs to be painted or some errands need to be run? Teachers can “sponsor” a student for hours worked (i.e. they pay the student \$50 for 5-6 hours of work) and can spread the work throughout the year! This works really well when extra hands are needed around town and all the money goes directly towards the students’ tour.

### The Drop-off Café

<b>Initial Operating Cost:</b>	\$100 (depends on donations and coffee used)
<b>Planning &amp; Execution Time:</b>	5 hours preparation, 4 hours/morning for 4-8 weeks
<b>Materials:</b>	Coffee, hot chocolate/tea (optional), hot water, gallon coffee containers, creamers, stirrers, sugar, table, signage with pricing, money box and change, baked goods (optional), straws
<b>Staff:</b>	Parent volunteer/teacher, two students each morning
<b>Expected Earnings:</b>	\$300-\$600/month

Remember lemonade stands? Welcome to the 21st century stand: The Drop-off Café! Set up a hot chocolate and coffee stand with snacks at your high school’s drop-off spot. Ask local coffee shops for donations to the café. Open the stand an hour or so before school starts and serve fresh hot coffee to commuters! In the rush of getting out of the house, many do not have time to stop for coffee and will be pleasantly surprised to see the morning brew! WorldStrides’ very own Caitlin O’Connor said the Commuter Café fundraiser was extremely profitable and resulted in many happy commuters! It takes a week for commuters to catch on to your daily attendance and note the duration of time you will have your café open.



## Sales

### Concession Stand

<b>Initial Operating Cost:</b>	<b>\$100-\$200</b>
<b>Planning &amp; Execution Time:</b>	<b>3 hours/per game, 1 hour for preparation</b>
<b>Materials:</b>	<b>Food, beverages</b>
<b>Staff:</b>	<b>Parents, Teachers, students</b>
<b>Expected Earnings:</b>	<b>\$500-\$1,000/per event</b>

Supply a concession stand at local events, games, elections, debates, presentations, and community gatherings. Supply candy, baked goods, hot cocoa, sodas, water, coffee, soft pretzels, popcorn, and anything consumers would want to buy! The stand is great for earning money and keeping spectators happy!

### Tupperware 2000...

<b>Initial Operating Cost:</b>	<b>\$0</b>
<b>Planning &amp; Execution Time:</b>	<b>5 hours plan, 2 hours/week sell</b>
<b>Materials:</b>	<b>Online company</b>
<b>Staff:</b>	<b>Teacher, student sellers</b>
<b>Expected Earnings:</b>	<b>\$250-\$500/student</b>

Tupperware is still in style! Your students can sell to families via the following resourceful website: <http://fundraising.gokitchens.com>. Great containers for work or school lunch – and very reasonable! Other events you can run are jewelry, crafts, cookware, and baking parties!

### Tutor & Mentor Program

<b>Initial Operating Cost:</b>	<b>\$0</b>
<b>Planning &amp; Execution Time:</b>	<b>10 hours plan, run 8-week program (one-hour lesson twice a week)</b>
<b>Materials:</b>	<b>Flyers, school classroom or local library</b>
<b>Staff:</b>	<b>Student tutors, Teacher to oversee</b>
<b>Expected Earnings:</b>	<b>\$20/hour</b>

What better way to promote learning and leadership than providing an after-school tutoring program for young learners? Advertise with the PTA and elementary schools and enroll students for private tutoring. If you have 8 travelers you can have 8-16 learners depending on tutor ratio and how many times a week the student attends. Tutoring is very valuable for younger students, but expensive for parents. This program offers great tutoring for a very reasonable price. Students learn how to teach others and become excellent role models for younger students.

### Hollywood Stars!

<b>Initial Operating Cost:</b>	<b>\$0</b>
<b>Planning &amp; Execution Time:</b>	<b>Continual</b>
<b>Materials:</b>	<b>Plaques, designated property, permission of administration</b>
<b>Staff:</b>	<b>Student sellers, Teacher</b>
<b>Expected Earnings:</b>	<b>\$1,000-\$5,000</b>

Campaign to sell engravings on bricks, chairs, benches, desks, auditorium seats and more! What better way to honor a great secretary, school nurse, the star athlete or flute player than to purchase an engraving in their honor? Administrators will have to approve the property alteration, engravings, and design, but the purchase is both lasting and meaningful to the school. Engravings earn quite a bit of money so often times donating some of the proceeds to the sponsoring school is beneficial for getting this activity approved!

## Sales

### Buy Bulk: Costco, Sam's Club, BJ's and More!

<b>Initial Operating Cost:</b>	\$75-\$100
<b>Planning &amp; Execution Time:</b>	2 hours/week
<b>Materials:</b>	Candy, food, beverages
<b>Staff:</b>	Individual student
<b>Expected Earnings:</b>	\$50-\$400/student (depends on student commitment)

Purchase items in bulk that people would want to buy at school, events, or door-to-door and sell them individually! Past purchases have included bulk cookie dough, lollipops, pizza dough, water, M&M's, Twizzlers, Skittles, sodas, and more. Buy a box of M&M's for approximately \$36 and sell the M&M's packets for \$.75-\$1 each. You will profit \$20-\$40 per box!

### Magazine Sales

<b>Initial Operating Cost:</b>	\$0
<b>Planning &amp; Execution Time:</b>	5 hours plan, 2 hours/week sell
<b>Materials:</b>	Online company
<b>Staff:</b>	Teacher, student sellers
<b>Expected Earnings:</b>	\$250-\$1,000/student

Find an online or local magazine company; collect all the information and paperwork to present to parents and students, set individual and team selling goals, and start selling! Run the program for about 4 weeks to ensure solid sales, but set a deadline for submitting orders. Many people purchase magazines at the local store and spend on average \$2-\$3, or more, per magazine than they would on a year subscription! Students can make a lot of money selling magazines! Resources are: [coaches.espn.com](http://coaches.espn.com), [resourcefundraising.com](http://resourcefundraising.com), and [gatewayfundraising.com](http://gatewayfundraising.com).

### Recreate a Chair

<b>Initial Operating Cost:</b>	\$20/chair
<b>Planning &amp; Execution Time:</b>	15 hours
<b>Materials:</b>	Chairs, paint, donated materials
<b>Staff:</b>	Teacher or parent, student designers
<b>Expected Earnings:</b>	\$10-\$150 per chair

Get students to decorate a donated piece of furniture to raise money for their educational tour. Typically this project is focused around decorating chairs, but students can be more creative, delving into redesigning benches, stools and dressers! Using a variety of materials to demonstrate their creative style, students can add wings to the back of a stool, use concepts from the Wizard of Oz, turn a stool into a cow with udders, and even design a plant holder! The furniture can then be sold directly, or through a silent auction. The key to making this fundraiser successful is finding an event to coordinate with. Display the chairs in a public space a week before the event or sale, and set up photos for online consumers. One teacher's fundraiser was so popular that people started placing orders ahead of time! Look through an attic or find a yard sale and have some fun turning the old into new!

### T-Shirts

<b>Initial Operating Cost:</b>	\$0-\$150 (depends on donations & supplies)
<b>Planning &amp; Execution Time:</b>	20 hours
<b>Materials:</b>	T-shirts, design plate, dyes
<b>Staff:</b>	Teacher or parent, students
<b>Expected Earnings:</b>	\$400-\$800

Design a shirt for the trip, the foreign language department, the school, or a theme and sell shirts to the school. (WorldStrides will be happy to provide you with a logo.) Wearing the shirts promotes sales as well as advertising for the trip! Some people put the map of the tour on the shirt, the country, or pictures of the group! This idea also works well with bumper stickers, key chains, magnets, socks, etc. and unites the traveling group as well as the school community.



## Sales

### Coloring Books and Puzzles for Elementary Students

<b>Initial Operating Cost:</b>	<b>\$0-\$100 (depends on material donations)</b>
<b>Planning &amp; Execution Time:</b>	<b>20 hours</b>
<b>Materials:</b>	<b>Art supplies, crossword/word search design</b>
<b>Staff:</b>	<b>Teacher or parent, student design &amp; sell</b>
<b>Expected Earnings:</b>	<b>\$100-\$200/student</b>

Have students design a puzzle book or coloring book and sell them to parents for their children! Choose current trends for children in the design and watch your students build an educational and fun resource for younger children. Many students can create these designs on their computer and take pride developing these resources. Plus, elementary students love that the coloring book was designed by an older student!

### Create a Recipe Book, Compile & Sell

<b>Initial Operating Cost:</b>	<b>\$0-\$100</b>
<b>Planning &amp; Execution Time:</b>	<b>10 hours</b>
<b>Materials:</b>	<b>Recipes, printing materials</b>
<b>Staff:</b>	<b>Teacher or parent, students</b>
<b>Expected Earnings:</b>	<b>\$500-\$800</b>

Today cookbooks cost a lot of money. Designing a homemade cookbook saves buyers money and connects different cultural tastes and families around the community together. Collect recipes donated from teachers, parents, and students, combine them into a cookbook, and bring a new taste to the kitchen! Experiment with a cookbook theme connecting to your tour destination! If you want to use a website to help you create the cookbook, one site you can look at is: [jumbojacks.com](http://jumbojacks.com) or [morriscookbooks.com](http://morriscookbooks.com).

### VIP Seating and Parking

<b>Initial Operating Cost:</b>	<b>\$0</b>
<b>Planning &amp; Execution Time:</b>	<b>2 hours, 5 hours/game day</b>
<b>Materials:</b>	<b>Sofa or porch furniture, table, permission of school</b>
<b>Staff:</b>	<b>Teacher, students</b>
<b>Expected Earnings:</b>	<b>\$50-\$100/per event or parking week</b>

For this you will need an old sofa. Schools with football, soccer, baseball, softball, etc. can ask permission to set the couch on the sidelines for the game. Sell VIP “couch” seating for \$10 to \$100 a pop with a cocoa service and hot dogs included. If the couch doesn’t fly, sometimes at the big football or basketball game you can secure 10 seats and ask permission to sell RESERVED seating at an upgraded price. Make sure it is approved by the athletic department, principal, and ticket sales, and then mark off the seating and earn money for your trip! For those who hate searching for a parking spot or parking a mile away, or for those who want to arrive a bit late and secure front row parking, section off VIP spots for sales/per day. Reserving 4 spots at \$10-\$15 for specific games earns some groups \$400/month!

### Shh!! Silent Auction or a Very Loud One!

<b>Initial Operating Cost:</b>	<b>\$0</b>
<b>Planning &amp; Execution Time:</b>	<b>10 hours</b>
<b>Materials:</b>	<b>Auditorium</b>
<b>Staff:</b>	<b>Teacher, students, auctioneer</b>
<b>Expected Earnings:</b>	<b>\$500-\$2,000</b>

Have parents or local businesses donate items of value. For example, is a parent an artist? Does a father have a lumber company or extra bundles of wood? Obtain donations from anyone and everyone, gravel from a construction company, antiques from an antique store, coffee gift certificates, massages, pedicures, tickets to a sporting event or the theater, the possibilities are endless! Host food and beverages at a community center or the school, and throughout the night, attendees bid on the items (if it’s a loud one you need seats and an auctioneer – someone who is vibrant, loud and lively, not afraid to put on a show and entertain!). Businesses can write donations off for taxes, purchases are affordable, and the students get the profits. Many have seen this raise \$10,000 before!



## Sales

### Wanna Get Away?

<b>Initial Operating Cost:</b>	\$0
<b>Planning &amp; Execution Time:</b>	5 hours
<b>Materials:</b>	Tickets, weekend getaway location
<b>Staff:</b>	Teacher, students
<b>Expected Earnings:</b>	\$500-\$3,000

Find a parent or teacher willing to raffle their timeshare for a week or weekend. Sell tickets for the weekend away and make sure there are a few flexible weekends provided with the timeshare so you can give the winner flexibility for vacation time. Collect several weekends if you can. Tickets can sell for \$10-\$20 each.

### Heard of Girl Scouts? Now there's Student Scouts

<b>Initial Operating Cost:</b>	\$0-\$20
<b>Planning &amp; Execution Time:</b>	10 hours or continual
<b>Materials:</b>	Baked goods
<b>Staff:</b>	Individual students
<b>Expected Earnings:</b>	\$25-\$75/event

Start a neighborhood bake-off and go door-to-door selling the delectable treats! Bag them up in packets for \$1 or sell them individually! If you really are prepared, go door-to-door taking orders for the holidays! Maybe someone is having a family get together and could use the extra help baking! Oftentimes, your homemade treat is more affordable and filled with love than a catering company!

### Betty Crocker: The Traditional Bake Sale

<b>Initial Operating Cost:</b>	\$10/person
<b>Planning &amp; Execution Time:</b>	5 hours
<b>Materials:</b>	Baked goods, table, permission of school
<b>Staff:</b>	Teacher or parent, student bakers
<b>Expected Earnings:</b>	\$50-\$200/event

Fire up the oven, get the sweet smells of baking flowing, and donate a dessert or healthy snack to sell at a school bake sale. The bake sale might require the permission of the school and depend on other groups fundraising, but try to do as many as you can! Teachers have sold individually wrapped bags of popcorn, brownies, cupcakes, cookies or healthy options such as fruit cups, veggies with dip, apples, etc. and earn up to \$100 per sale. The bake sale is all up to your creativity!

### Dinner on the Go

<b>Initial Operating Cost:</b>	\$0-\$75 (depending on donations)
<b>Planning &amp; Execution Time:</b>	3 hours/week
<b>Materials:</b>	Order forms, weekly advertising, list of pre-cooked meals
<b>Staff:</b>	Head chefs
<b>Expected Earnings:</b>	\$200/week

Set up a program where each week a specific meal is cooked in bulk (i.e. make 100 servings of meatloaf). Take orders the previous week so you know how much to make, and have parents pick up the meal after school while they are getting their children. That night, mom or dad is off the hook, as dinner is ready! Lasagnas, turkey dinner and more has been prepared to provide a healthy family meal for students and their parents.



## Events

### School Dance

<b>Initial Operating Cost:</b>	\$0-\$200 (depending on donated food/decorations/DJ)
<b>Planning &amp; Execution Time:</b>	2 hours/week, 7 hours day of event
<b>Materials:</b>	Gym or cafeteria, music, tickets, advertising, food/beverage, tables, chairs, decorations (optional)
<b>Staff:</b>	DJ, chaperones, ticket collector, concession & decoration volunteer
<b>Expected Earnings:</b>	\$500-\$2,000

Dance the night away like the discothèques in Spain! Dances are popular with students, demand a simple setup (the hard part is finding the chaperones!), and are very profitable. Find a DJ (ask a student/teacher to save on costs), secure the high school gym or cafeteria, and book volunteers. Wherever your educational travels are taking you, why not make a theme around the dance?

### School Fair

<b>Initial Operating Cost:</b>	\$100-\$500
<b>Planning &amp; Execution Time:</b>	2 hours/week, 8 hours event day
<b>Materials:</b>	Tickets, track or gym, games, dunk tank, baked goods, whip cream pies and apples
<b>Staff:</b>	Students, volunteer game hosts
<b>Expected Earnings:</b>	\$500-\$2,000

Set up a carnival day in the gym or around the track or at a local elementary school for all the local schools and your community. Children love participating in events like bean toss, egg toss, dunk tank, pie eating, pie throwing, volunteer face painting, bob for apples, and more. What a great event to host that brings the community together! Sell tickets for general admission for a day of fun. Put the principal in the dunk tank and watch the money grow! You can even have a chili, apple pie, or BBQ bake-off among a group of teachers/students where you sell the food and people vote! Some people charge \$1 per pie thrown and run the event two days in a row!

### Celebrity Dine or Debate!

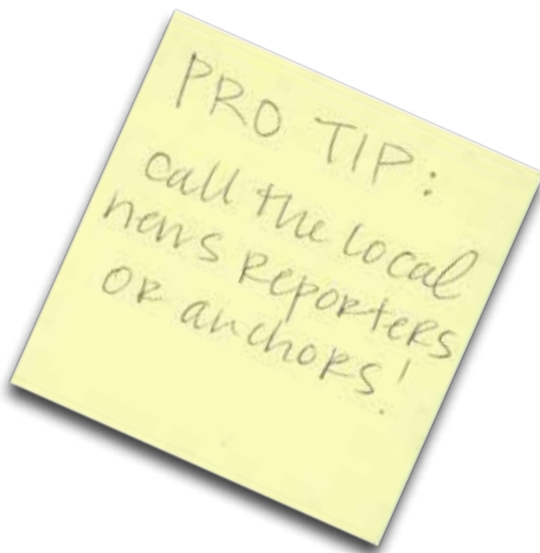
<b>Initial Operating Cost:</b>	\$0
<b>Planning &amp; Execution Time:</b>	8 hours
<b>Materials:</b>	Permission of restaurant, tickets to evening
<b>Staff:</b>	Celebrity, student waiters
<b>Expected Earnings:</b>	\$40-\$75 tips/student

Ask a local restaurant to host a "Dinner with a Celebrity" evening or invite a local star (mayors, superintendents, etc.) to speak or run a workshop. If you dine, students can bus tables for tips. If you debate or workshop, you can sell tickets to the event. If you're looking for celebrities with a little more buying power, search your hometown on wikipedia.org and scroll to the bottom. You'd be surprised at how many famous personalities hail from your neck of the woods!

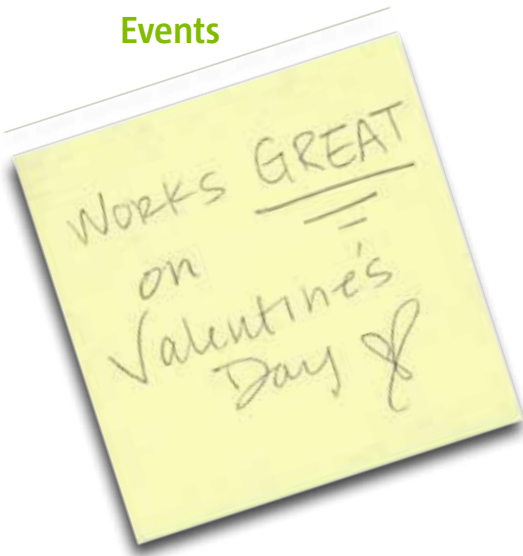
### Are you Smarter than a 5th Grader?

<b>Initial Operating Cost:</b>	\$0-\$50
<b>Planning &amp; Execution Time:</b>	20 hours
<b>Materials:</b>	Auditorium, desks, microphone, projector, questions
<b>Staff:</b>	Contestants, game show host, elementary student game players, ticket collector, chaperones
<b>Expected Earnings:</b>	\$200-\$500

Produce your own game show! Host the popular show in the school auditorium and sell tickets for entrance. Have students and faculty donate questions (i.e. History, Geography, Art, English, Foreign Languages, etc) for the competition and recruit one student, one teacher, one administrator, and one community member to play! Have food for sale and allow audience members to submit sponsored question! For example, donate a question worth \$5 if the one playing the game gets it right, \$5 goes towards the tour! If contestant gets it wrong, the question submitter receives half donation in return! It's a fun and educational event for all! You can also run family feud or jeopardy event night!



## Events



### Kids Night: Treat Parents to an Affordable and Fun Child Care Option

<b>Initial Operating Cost:</b>	<b>\$100 (depends on donations and coffee used)</b>
<b>Planning &amp; Execution Time:</b>	<b>5 hours preparation, 4 hours/morning for 4-8 weeks</b>
<b>Materials:</b>	<b>Permission of commuter rail, coffee, hot chocolate/tea (optional), hot water, gallon coffee containers, creamers, stirrers, sugar, table, signage with pricing, money box and change, baked goods (optional), straws</b>
<b>Staff:</b>	<b>Parent volunteer/teacher, two students each morning</b>
<b>Expected Earnings:</b>	<b>\$300-\$600/month</b>

Students and teachers invite local elementary school students and their siblings to join them in a “Kids Night Out” at the school. High school students baby-sit elementary school kids from 6-10pm in an evening full of events, fun, and learning. Groups charge \$10-\$15 per child. We recommend setting a specific age range for the children between 5-12, having students responsible for a specific group or activities, and having parents sign an authorization form. Having a volunteer nurse on hand that night is great reassurance for the parents as well! Parents love this event because their kids have a wonderful time, they enjoy an evening alone for dinner and a movie, and Kids Night costs far less than a babysitter!

### Tournament of Champions: Teachers vs. Students or Parents vs. Teachers

<b>Initial Operating Cost:</b>	<b>\$0</b>
<b>Planning &amp; Execution Time:</b>	<b>10 hours plan, 4 hours event day</b>
<b>Materials:</b>	<b>Ball field/game boards</b>
<b>Staff:</b>	<b>Umpire, players</b>
<b>Expected Earnings:</b>	<b>\$100-\$300</b>

Set up a competition, any type of sporting game – softball, kickball, basketball, track/field, jeopardy competition, scrabble tournament, and more! Set the opposing sides and collect \$5 per person for all who want to play. Students can root for one team or the other by making donations to that cause! All the proceeds can go to the trip or half to the school! Every school needs a cordial rivalry!

### Flea Market

<b>Initial Operating Cost:</b>	<b>\$0</b>
<b>Planning &amp; Execution Time:</b>	<b>5 hours plan, 8 hours event day(s)</b>
<b>Materials:</b>	<b>Parking lot, gym or cafeteria, tables</b>
<b>Staff:</b>	<b>Student vendors, adult chaperones</b>
<b>Expected Earnings:</b>	<b>\$100-\$500/per student</b>

Find a parking lot or the school gym to set up a large, open flea market. Students visit neighbors, friends and family to collect a variety of donations – clothing, posters, records, etc. Each student sets up their own table and keeps the money they earn to put towards the trip. This event is another way students develop business skills, especially in negotiation and fair pricing! If the entire group cannot run the flea market, suggest that students individually host a yard sale at their house based on the same premise!

## Events



### Car Wash

<b>Initial Operating Cost:</b>	\$50-\$75
<b>Planning &amp; Execution Time:</b>	5 hours plan, 6 hours event day (Sat & Sun 10am-4pm)
<b>Materials:</b>	Parking lot, sponges, buckets, hoses/water source, soap, advertising signs
<b>Staff:</b>	Student washers, adult chaperone
<b>Expected Earnings:</b>	\$500-\$1,500

Find a local parking lot on a road frequented by traffic, willing to transform one day to a car wash with a water source, and then hope for a warm sunny day. Day of advertising via the students waving posters on the sidewalk is very successful, and car owners love not having to wash their car! Charge a \$5 minimum per car or ask for donations.

### Flipping Pancakes!

<b>Initial Operating Cost:</b>	\$50-\$75
<b>Planning &amp; Execution Time:</b>	3 hours plan, 6 hours event day (Sat & Sun 7am-1pm)
<b>Materials:</b>	Cafeteria, pancake mix, plates, napkins, plastic-ware, syrup, trash bins
<b>Staff:</b>	Student cleaners, cook, ticket attendant
<b>Expected Earnings:</b>	\$500-\$1,500

Pancake breakfasts are a huge hit and easy to profit on! Moms and dads, tired from a long week, love taking the family out for an affordable breakfast (this can be great for Mother's Day or Father's Day)! Buy bulk pancake mix, syrup, butter, napkins, plates, forks and knives, find a great chef and the gym, community center, or willing place to participate and run the event from 8am-12pm on Sunday! Charge per head (you might want to charge different for adults and children), provide all you can eat service, and watch families enjoy! Just make sure the students stay as the clean up crew! You can also set up a donation jar as well if you want!

### Road Race, Running Event, or Walk: Getting the Community Active and Involved!

<b>Initial Operating Cost:</b>	\$0-\$300
<b>Planning &amp; Execution Time:</b>	8 weeks plan & advertise, 3 hour set up pre-event, 7 hours event day
<b>Materials:</b>	Flyers, city race permit, event location – park or track, advertising, registration forms, waivers, t-shirts, donated water, food, oranges
<b>Staff:</b>	Registration table, results recorders, food table attendants, course attendants for water stations & turns, lead & last car driver, nurse and police
<b>Expected Earnings:</b>	\$500-\$5000

Find a course near your school that requires little or no traffic control. The track works as well. Confirm local permission requirements. Pick a distance or two (i.e. 5k and 10k) and have students/parents volunteer for different event jobs. Advertise the race in local papers, on the web at active.com, craigslist.com, or signmeup.com, local running magazines, the school paper and website, as well as flyers around town/school. Distribute student-designed flyers to local athletic/running, community centers, gyms, schools, grocery stores, and other locations. Perhaps a science or geography teacher will help design and measure the course? Students may even want to design and print a race t-shirt. Mark the course the day before, or morning of, with cones and clean directions around corners, and have students pointing the way at all turns. Have the finish line ready with plenty of water and food for finishers. A bake sale, raffle, or sale of race t-shirts after the event can add to the proceeds. Races typically yield \$500 to \$2,000 in one day in a small town! We recommend you charge \$20-\$40+ per entry.

## Events

### Destination Dinner

<b>Initial Operating Cost:</b>	<b>\$0-\$100 (depending on food donations)</b>
<b>Planning &amp; Execution Time:</b>	<b>10 hours</b>
<b>Materials:</b>	<b>Restaurant, cafeteria, gym</b>
<b>Staff:</b>	<b>Students, Teacher</b>
<b>Expected Earnings:</b>	<b>\$150-\$500</b>

Dinner at the Louvre with Mona? Tapas at Seville with a Matador? You decide! Set up a dining evening around an international theme! Have students cook and serve! Set the mood, decorate the cafeteria or rent out a restaurant! Charge a fixed price for a specific menu and provide entertainment as well (see if an entertainer will volunteer on a Monday night when business is usually slow). Keep to the theme and go over and above with fun!

### Gather Donations and Raffle Them!

<b>Initial Operating Cost:</b>	<b>\$0</b>
<b>Planning &amp; Execution Time:</b>	<b>5 hours</b>
<b>Materials:</b>	<b>Raffle tickets, donated products</b>
<b>Staff:</b>	<b>Teacher, student sellers</b>
<b>Expected Earnings:</b>	<b>\$500-\$1,000</b>

Turn the auction into a raffle ticket sale! Again, ask creative people in your family to donate homemade products - artwork, quilts, knitted items, pottery, woodwork, fancy cakes, etc. - or offer students' services (rake leaves, paint, mow lawns, do housework, wash cars, baby-sit). Make posters advertising the raffle with all the items listed, the reason for the raffle - your WorldStrides program - ticket prices, and the drawing date! Sell tickets for \$1 each or \$5 for 10 and watch your fundraising soar! Be sure to ask for name, address, and phone number so you can contact the winner afterwards. Sell as many tickets as you can at school or at local fairs and events. Some schools or events may require you to get a raffle permit first.

### Barnes and Noble Fundraising

<b>Initial Operating Cost:</b>	<b>\$0</b>
<b>Planning &amp; Execution Time:</b>	<b>2-3 weeks</b>
<b>Materials:</b>	<b>Customizable promotional flyers, postcards and bookfair vouchers can be downloaded from the Barnes &amp; Noble website</b>
<b>Staff:</b>	<b>Students to hang flyers, mail/hand out postcards and vouchers</b>
<b>Expected Earnings:</b>	<b>20% of book sales</b>

Host a bookfair at your local Barnes & Noble and receive up to 20% cash back to use toward your tour. Work with your local Barnes & Noble to arrange a bookfair date and time. Download materials from [bn.com/bookfairs](http://bn.com/bookfairs) and customize them to fit your bookfair. Hang promotional flyers around school, mail postcards and pass out vouchers to as many school and community members as possible to promote the book fair. Your school will receive a percentage of the bookfair sales, up to 20%. Visit [bn.com/bookfairs](http://bn.com/bookfairs) for all the details about this great fundraising opportunity and how to download materials that will help you promote it.

### High School Sleepover!

<b>Initial Operating Cost:</b>	<b>\$100</b>
<b>Planning &amp; Execution Time:</b>	<b>5 hour planning, overnight for event</b>
<b>Materials:</b>	<b>Flyers, enrollment &amp; waiver forms, games, food/beverages, TV/DVDs</b>
<b>Staff:</b>	<b>Nurse, chaperones</b>
<b>Expected Earnings:</b>	<b>\$300-\$600</b>

Set up at the gym with games, movies, and a big potluck dinner! Charge admission at the door for all participants, everyone brings their sleeping bags, has dinner, watches a movie, and sleeps in the gym after dinner. A liability letter that everyone signs, and rules that no one can leave until 5am is good to have established and on hand.

## Events

### Work-a-Thon in your Community

<b>Initial Operating Cost:</b>	<b>\$0</b>
<b>Planning &amp; Execution Time:</b>	<b>10 hours</b>
<b>Materials:</b>	<b>Sponsorship sheet</b>
<b>Staff:</b>	<b>Individual student</b>
<b>Expected Earnings:</b>	<b>\$500</b>

Contact a community organization such as Habitat for Humanity, Big Brothers/Big Sisters, or the local senior citizen center. Set a volunteer day, time, and location. With your participation set, obtain sponsorship from neighbors, church, family, and friends for specific price per amount of volunteer time. For example, if the student volunteers for 10 hours and has 50 sponsors at \$1 an hour, that results in a \$500 profit!

### 50/50

<b>Initial Operating Cost:</b>	<b>\$0</b>
<b>Planning &amp; Execution Time:</b>	<b>1 hour/raffle</b>
<b>Materials:</b>	<b>Tickets, raffle bucket, event</b>
<b>Staff:</b>	<b>Teacher, students</b>
<b>Expected Earnings:</b>	<b>\$100-\$1,000/event</b>

Always a great way to earn money and reward the winner with money on the spot! Sell tickets for \$1 each or 5 for \$3, have students walk around a game or local event selling the tickets where permitted (if you get the permission of a local fair you can host several 50/50 raffles in a day and make solid earnings!). Pay out the winner and put your earnings towards the trip!

### Free Trip Raffle

<b>Initial Operating Cost:</b>	<b>\$0</b>
<b>Planning &amp; Execution Time:</b>	<b>3 hours</b>
<b>Materials:</b>	<b>Tickets, raffle bucket, advertising</b>
<b>Staff:</b>	<b>Teacher, student sellers</b>
<b>Expected Earnings:</b>	<b>\$200-\$800</b>

Teachers who have enough projected or enrolled students to ensure an extra free spot may have a spare free place not being taken by a chaperone on the trip. You can raffle that free spot for teachers, students and parents who want to go on tour. Sell raffle tickets for \$5-\$15 and make a significant profit! This is only advised if you are willing to forfeit a free place.

### Thanks Mom and Pop

<b>Initial Operating Cost:</b>	<b>\$0</b>
<b>Planning &amp; Execution Time:</b>	<b>10 hours</b>
<b>Materials:</b>	<b>Host restaurant, invitations/tickets</b>
<b>Staff:</b>	<b>Teacher or parent, student sellers</b>
<b>Expected Earnings:</b>	<b>\$300-\$700</b>

Find a local business or restaurant to host one day where a percentage of their day's revenue is donated to your tour. In one town, the local pizza place donated 10% of the days' sales to the group! Put up posters with the date and time the store or restaurant is sponsoring your group. Urge everyone to buy something or eat dinner there that day/night! This is great exposure for the store or restaurant, generating additional traffic to their location, and boosting sales! It is also a great community donation and tax write-off!

## Holidays

### Stress-Free Holiday Shopping Night

<b>Initial Operating Cost:</b>	\$0
<b>Planning &amp; Execution Time:</b>	2 hours, 4 weeks sell tickets
<b>Materials:</b>	Tickets, permission of mall
<b>Staff:</b>	Teacher/parent coordinator, student sellers
<b>Expected Earnings:</b>	\$300-\$1,000

Certain malls will open their stores from 6pm-10pm on a Sunday night before the holidays to help student groups fundraise. Once the date is secured, sell \$10-\$15 entry tickets to interested shoppers. The ticket grants holiday buyers the ability to shop in a quiet mall at their own leisure without Disneyworld-like lines and crowds. What a relaxing way to shop for the holidays! Earnings can go to the group as a whole, or can be given to individuals based on their ticket sales.

### Start Wrapping

<b>Initial Operating Cost:</b>	\$50-\$250 (depending on supply donations)
<b>Planning &amp; Execution Time:</b>	20 hours/week for 3 weeks
<b>Materials:</b>	Mall permission, wrapping paper, tables, tape, gift tags, signs, gift bags and ribbons (optional)
<b>Staff:</b>	Teacher/parent, 3 students per booth
<b>Expected Earnings:</b>	Teacher/parent, 3 students per booth \$50-\$200/night

Students wrap presents for shoppers during the busy holiday season. Ask the management of the local shopping mall if you and your students can set up two booths for three weeks during the holidays. Set up your booths from 4-9:30pm three nights a week and have signs advertising your goal for the project and cost per wrapped gift. Then, start wrapping! To defer the cost of the event, ask a shop to donate wrapping paper, tape, etc! Everyone is busy around the holidays making this an exciting and necessary event!

### Holiday Wrapping Paper Sales

<b>Initial Operating Cost:</b>	\$0
<b>Planning &amp; Execution Time:</b>	4 hours plan, 2 hours/week selling
<b>Materials:</b>	Company
<b>Staff:</b>	Teacher or parent, student sellers
<b>Expected Earnings:</b>	\$200-\$1000/per student

Purchase holiday themed paper and cards wholesale and sell products in school, at shopping centers, sports events, and more around the holidays! Sources to use are: conservatree.com, flaxart.com, and others you know. One WorldStrides Program Leader, in a small town with low prices, yielded \$1,500-\$2,500 in a season.

### Gift Calendars

<b>Initial Operating Cost:</b>	\$0-\$150 (depends on material donations)
<b>Planning &amp; Execution Time:</b>	20 hours
<b>Materials:</b>	Local or online printing company, photos/art submissions
<b>Staff:</b>	Teachers or parent, students
<b>Expected Earnings:</b>	\$200-\$1,000/student

Student photography and artwork wanted! Advertise an art contest for 12 winners to be published in a school calendar. Set a date for submissions 4-6 weeks later and confirm the 12 winners the day after the deadline. The winning work is then transferred to a local printing company (try to have them sponsor the calendar). Print the calendars and sell in December for January of next year! Calendars typically sell for \$10-\$15. Sell 100 at \$12 minus \$2 for cost, and you have earned \$1,000! If you have been on a tour previously, include pictures of that tour to get people excited! The calendar promotes the purpose of the tour and generates revenue. Teachers comment that each year participants, future & past, anxiously await the annual WorldStrides program calendar!

## Holidays

### Holiday Cards

<b>Initial Operating Cost:</b>	<b>\$0-\$40/student</b>
<b>Planning &amp; Execution Time:</b>	<b>2 hours/week</b>
<b>Materials:</b>	<b>Art Supplies – scissors, paint, stickers, ribbon, markers, photos, envelopes</b>
<b>Staff:</b>	<b>Individual student</b>
<b>Expected Earnings:</b>	<b>\$50-\$150/student</b>

Students create and sell their own holiday, thank you or birthday cards! Cards retail for \$2.50-\$4 each and are worth more if they are handmade. Gather art donations from local shops and start making cards! It's a great way to have fun and bring the entrepreneurial light to your students once again. If you want to use an online resource for card making from old pictures check out: ipads.com.

### Boo! High School Haunted House

<b>Initial Operating Cost:</b>	<b>\$0-\$150</b>
<b>Planning &amp; Execution Time:</b>	<b>8 hours plan &amp; decorate, 6 hours event day(s) (Fri &amp; Sat 4pm-10pm)</b>
<b>Materials:</b>	<b>Gym or school hallway, costumes, music</b>
<b>Staff:</b>	<b>Parent/teacher, students</b>
<b>Expected Earnings:</b>	<b>\$200-\$600/night</b>

Decorate a hallway in the school that all ages can visit! Grab costumes, design a spooky mansion, and use your creativity! Fill the space with dark colors, candles, and spooky music! Charge an entrance fee and all proceeds go towards the tour as a collective donation! Students need to help set up, decorate and spook!

### Cleaning Crew: Halloween

<b>Initial Operating Cost:</b>	<b>\$0</b>
<b>Planning &amp; Execution Time:</b>	<b>2 hours/week from October 1</b>
<b>Materials:</b>	<b>Insurance order forms, trash bags, rakes, gloves</b>
<b>Staff:</b>	<b>Student cleaning crew</b>
<b>Expected Earnings:</b>	<b>\$75/student</b>

Sell "Mischief Night" Insurance to neighbors and friends for a few dollars each. If the insured house gets hit on Halloween, the students will clean up the mess. Service guaranteed. It's a fun idea, teaches students about the operations of insurance, and saves friends/family time if their house does indeed get "egged"! There may be other holidays or events in your area where cleaning insurance may be much appreciated!

### Carnation Sale

<b>Initial Operating Cost:</b>	<b>\$0-\$150 (depending flower donation)</b>
<b>Planning &amp; Execution Time:</b>	<b>2 hours/week, 2 hours event day</b>
<b>Materials:</b>	<b>Order forms, bulk flowers</b>
<b>Staff:</b>	<b>Parent or Teacher, students</b>
<b>Expected Earnings:</b>	<b>\$200-\$500</b>

On Valentine's Day, Teachers Day, or a special day you organize, buy bunches of carnations to sell for \$2 each. Students traveling sell order forms to faculty, peers, and staff 2-4 weeks prior to the event and fill out the name of the recipient and a message, if desired. Encourage the local flower shop to donate as many flowers as they can to the event to offset costs. On the day of the event, pick up the flowers and have students distribute order amounts to the staff homeroom! Whether you give or receive a carnation, this fundraiser puts a smile on everyone's face!



## Misc

### Ecophones: The Future of Fundraising!

Initial Operating Cost:	\$0
Planning & Execution Time:	2 hours/week or continual
Materials:	Online company, technology donations
Staff:	Teachers, students
Expected Earnings:	\$50-100/week

That's right, recycle modern technology and profit! Ecophones is a cell phone recycling & consumer electronics recycling fundraising resource. Teachers set up a donation box in their classroom for broken and old computers, digital cameras, laptops, ipods, phones, and more! Shipping is free and using the program is easy! Information about Ecophone services, rules and regulations, is available online at [www.ecophones.com](http://www.ecophones.com). Some students can earn up to \$300 for a returned phone! Earnings can go to the group or to individual students. Market to the community as well as collect old products door to door in your neighborhood, and watch your earnings rise!

### Bottle & Can Drive

Initial Operating Cost:	\$0
Planning & Execution Time:	3 hours/week
Materials:	Collected bottles/cans, recycling center
Staff:	Teachers, students
Expected Earnings:	\$250-\$500/student

Collecting cans and bottles for cash will not work in all states, but for those where recycling sees a profit, start collecting! Students can do this individually or fundraise as a group, but it's best to decide how you want to run this program from the start! A local school in Massachusetts has volunteers attend weekly college football games – the parking lot that is – and collect all the cans from the tailgate parties! In one day they make \$1000+ in can returns! So keep a collection box in your room, have students individually collect and return, and/or head to the professional and college parking lots, help clean up the environment, and make money for your educational trip!

### Pinching Pennies: The Penny Jar

Initial Operating Cost:	\$0
Planning & Execution Time:	Continual
Materials:	Coin jar
Staff:	Students
Expected Earnings:	\$100-\$1,000

While Australia did away with pennies years ago, the USA still loves those 1-cent denominations! With few penny candy stores around, the usefulness of the coin has diminished, UNTIL NOW! Set up a jar in your room for pennies and spare change all year and watch the money for the group grow! Have students do the same around their house! Some classrooms make a lot of money; some make enough for a free lunch for everyone. Whatever the situation—each cent counts!

## Misc

### Go Corporate!

<b>Initial Operating Cost:</b>	<b>\$0</b>
<b>Planning &amp; Execution Time:</b>	<b>4 hours</b>
<b>Materials:</b>	<b>Grant proposal, company</b>
<b>Staff:</b>	<b>Individual student</b>
<b>Expected Earnings:</b>	<b>\$250-\$5,000/student</b>

Businesses love to help out students in their community and each year they usually look to sponsor an event or individual. There is no better sponsorship than helping a student gain the experience of a lifetime abroad, as the reward outweighs all others. Students submit grant proposals for financial support to a business or organization (Kiwanis, Lions Club, American Legion, Walmart, etc.). Past students have received scholarship support ranging from \$250-\$5,000. A few great tips are: compose a professional and personal grant that answers why you are writing and why the trip is important, appeal to several companies for support, visit the company to present the document, follow up with a thank you, and if rewarded the scholarship, send sponsors postcards while on the tour or a compilation of photos and educational projects completed post tour. These presentation efforts show businesses the impact they have on the next generation, and the personal growth gained through their support!

## WorldStrides

### TriQuest | A WorldStrides Exclusive

<b>Initial Operating Cost:</b>	<b>\$0</b>
<b>Planning &amp; Execution Time:</b>	<b>2-5 hours</b>
<b>Materials:</b>	<b>Provided by TriQuest</b>
<b>Staff:</b>	<b>Students</b>
<b>Expected Earnings:</b>	<b>\$350-\$750 per student</b>

WorldStrides has teamed up with TriQuest, nationwide leader in community fundraising, to provide you a proven fundraiser with one of the highest returns that your supporters will love! TriQuest takes the traditional coupon book concept to a new level by providing a discount network of thousands of brands — national and local — available online and through a free mobile app download! Not only does WorldStrides take care of all of the set up costs for you, we've arranged a special rate exclusive to our customers that is four times cheaper than the standard! You have two easy ways to sell the discount network — the TriQuest Access Cards or We Fund Them Donation Engine. Use the cards to sell face-to-face, or raise your funds online through a completely customized donation portal. Learn more at [worldstrides.com/meet-triquest](http://worldstrides.com/meet-triquest).

### Gift of Education

<b>Initial Operating Cost:</b>	<b>\$0 -\$5 (stamps for letters)</b>
<b>Planning &amp; Execution Time:</b>	<b>1 hour</b>
<b>Materials:</b>	<b>Printer and internet access</b>
<b>Staff:</b>	<b>Students</b>
<b>Expected Earnings:</b>	<b>\$50-400 per student</b>

The WorldStrides Gift of Education program offers students a chance to ask for donations from friends and family via a letter invite or customized email. (For performing groups, try the Gift of Performance emails.) Available at [worldstrides.com/fundraising](http://worldstrides.com/fundraising), download a customizable letter template to send out to friends and family, or you can send a donation-collecting email (personalized with your trip info) to anyone you'd like. 100% of donations collected via your Gift of Education email are attributed directly to your WorldStrides' account — you don't even have to handle the funds!

# WorldStrides

## WorldStrides and the Media

**Initial Operating Cost:** \$0  
**Planning & Execution Time:** 2 hours  
**Materials:** Picture of group and article, media contacts  
**Staff:** Teacher or parent  
**Expected Earnings:** \$50-\$1,000/group

Get the local media outlets to run a story or clip of your students and your WorldStrides program! Articles have run in the education section as well as the travel section, and promote sponsorship for the student program. Teachers have also managed to publish websites collecting donations from the community and detailing the purpose and meaning of the tour. We can even provide you with a template to use!

### Notes

---

---

---

---

---

---

---

---

---

---

---

---

---

---

---

---

---

---

---

---

---

---

---

---

---

---

### What works for you?

We want more fundraising ideas! Do you have an interesting and unique way to fundraise? A practical and profitable fundraising campaign not seen here? Send us more ideas, please! Providing educational opportunities abroad for all students is important to us and fundraising is a very important aspect of making that experience come true! Please send them to your WorldStrides representative or email them to [marketing@worldstrides.org](mailto:marketing@worldstrides.org)! In addition to this resource, visit our fundraising website at [worldstrides.com/fundraising](http://worldstrides.com/fundraising). Good luck and happy travels!

**What is this section for?**

We've added this section to help you organize you fundraising projects

**Important Contacts**

Name	Tel	Email



# Shopping List

	Item	Quantity	Price
1.			
2.			
3.			
4.			
5.			
6.			
7.			
8.			
9.			
10.			
11.			
12.			
13.			
14.			
15.			
16.			
17.			
18.			
19.			
20.			
21.			
22.			
23.			
24.			
25.			

**Idea Book**

A large, empty rectangular box with a thin black border, occupying most of the page. It is intended for the user to write their ideas.

**Idea Book**

A large, empty rectangular box with a thin black border, occupying most of the page. It is intended for the user to write their ideas.



Idea Book

A large, empty rectangular box with a thin black border, occupying most of the page. It is intended for the user to write down their ideas.